


Filter Condition Relay Parameter



- Press the left and right arrow keys simultaneously.
- The keys will then start flashing and beeping.




- You will see this menu appear on the screen.
- This returns to the normal/main screen if left for 5 seconds.



- Press the down arrow key twice.




- You will see that the 'Engineer Pwd' now reads '498'.



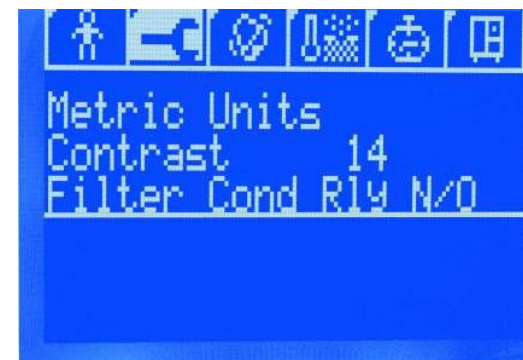
- Press the right arrow key to access the next screen.



- You are now in the engineer screen.
- You can see 'Filter Cond Rly N/O' at the bottom.



- Press the down arrow key twice to underline it.



- You can now press the left/right arrow keys to change it to N/O or N/C.
- Press the up arrow key 4 times to exit on to the normal/main screen.